
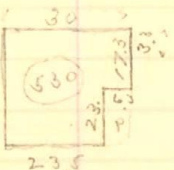
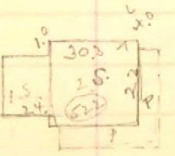
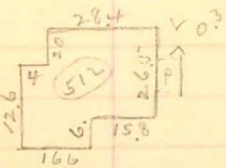
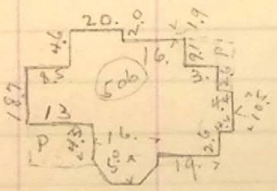
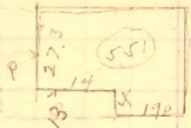

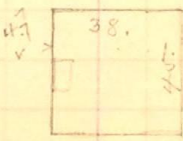
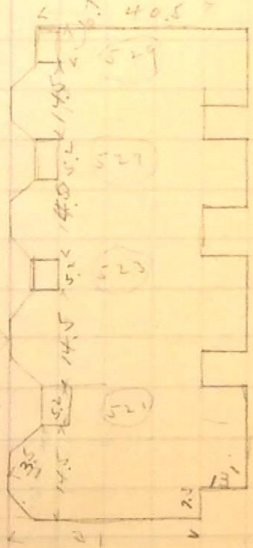


Location of buildings on
23rd Street - bet Adams &
Jefferson

		Distance from Center	Station
1 S. frame		69.3	111+40
1 S. brick		58.0	110+60
2 S. fr		65.4	110
1 S. frame		69.8	109+30
2 S. brick		71.3	108+70

	Distance from Center	Station	Notes
	83.0	111+85	
	83.0		3 - 1 story frames
	80.0	111+40	2 S. brick frame M. D. White & Co.
	79.7	110	2 S. brick terrace Mrs Annie Gordon Dist.

ADAMS

AVENUE